



INTRODUCING  
**EVIATOR**

INDIA'S FIRST  
**TRU EV**

## **PATHBREAKING FROM THE GROUND UP**

*In a world where change is constant, only a few innovations truly transform the way we live and work. As businesses evolve and sustainability takes centre stage, the demand for smarter, cleaner, and more efficient solutions has never been greater.*



## **ENTER EVIATOR**

**NOT JUST A TRUCK, BUT  
A REVOLUTION ON WHEELS.**

*Designed from the ground up as a TRU-EV vehicle, EVIATOR is engineered to meet the demands of modern commerce while driving a more sustainable future. It combines cutting-edge electric architecture with the performance and reliability that businesses need. Every element of EVIATOR is engineered for maximum efficiency and minimal maintenance. With innovations like the largest LFP battery, E-axle, and Over-The-Air updates, EVIATOR sets a new benchmark for the segment—delivering advanced features that redefine convenience and accessibility. So, get ready to empower your business with a vehicle that's as ambitious as you are.*

# TRU X EV

**POWERING  
A NEW ERA  
OF MOBILITY**



## HIGH-VOLTAGE BATTERY PACK

Powers the vehicle with advanced Lithium Ferro Phosphate (LFP) technology, delivering 43 kWh capacity, 346 V, and 125 Ah for long-lasting performance and efficiency.




## TRACTION MOTOR

High-performance Permanent Magnet Synchronous Motor (PMSM) provides 80 kW peak power and 300 Nm peak torque, ensuring powerful acceleration and smooth operation.



## AC COMPRESSOR

Maintains the HV battery's optimal temperature for enhanced performance and durability, while also providing cabin air conditioning.



## E-AXLE

The heavy-duty E-axle is designed for superior load-carrying capacity and torque delivery. Its efficient design minimises power loss, contributing to an extended driving range.

## MOTOR CONTROLLER UNIT

The Motor Control Unit (MCU) controls the motor's speed and torque based on signals from the Vehicle Control Unit through CAN-bus communication. The MCU converts the battery's DC power into AC power to drive the motor.



## POWER CORE TRIO

Combines Onboard Charger (OBC), DC-DC converter, and Power Distribution Unit (PDU) to manage charging, power conversion, and distribution seamlessly.

# TRU EV

**PERFORMANCE  
THAT LEADS  
THE PACK**

First-in-segment

## Largest-in-segment battery pack

Industry-leading **43 kWh battery pack** optimised for long trips and heavy-duty tasks.

## Extended battery life & range

Engineered for durability, the battery delivers reliable performance and range even after **5 years** of usage.



## Highest Range First-in-segment

Cover more ground on every charge with an industry-leading **certified range of 245 km\*** and a real range of 170 km\*.



## Highest Power & Torque

Command the road with **80 kW\*** peak power and **300 Nm\*** peak torque.



First-in-segment

## Largest Loading Deck#

Carry more with the **10.4 ft. load body, 1.7-ton\*** payload capacity.



## Maximum Gradeability

Conquer steep slopes and challenging terrains with **25%\* restart and 35%\* running gradeability.**



## Best-in-class Top Speed

Reach up to **80 km/h**, enabling faster trips and more business opportunities.



## City & Power Mode

Switch between **efficiency** and **power** with ease.



## Regenerative Braking System

Enjoy longer battery life with **recovered energy** from braking or slowing down that is used to **recharge** the battery.

\*Values mentioned are under tested conditions.  
#Load body length and payload capacity for FSD body only.

**WHERE COMFORT MEETS CONVENIENCE**



Smart Digital Cluster



Powerful AC



Connected Infotainment Screen



**PREMIUM INTERIORS**



Reclining and Adjustable driver seat with headrest



USB charging port



Smart Drive Mode Switch



**First-in-segment**  
Spacious Walkthrough Cabin



Best-in-class  
Electric Power Steering

## SOARING ABOVE ORDINARY DESIGN

The EViator stands apart with a design that's as distinctive as its performance. Our futuristic, bold design contributes to a dominating on-road presence and instils a sense of pride at every turn.



First-in-segment

LED headlights with DRL



Eagle-inspired Front Grill



LED Tail Lights



CONTEMPORARY EXTERIOR STYLING



Wide-view Windshield



Fog Lamps




Largest loading deck at 10.4 feet

## ENGINEERED FOR A SECURE RIDE



Innovative ladder chassis with C section




Front axle with I-beam

First-in-segment



ADAS Enabled\*



Rear E-axle with motor (Industry best)



Advanced 2-stage parabolic leaf spring suspension



Anti-Roll Bar



Ground Clearance  
197 mm



Hill-Hold Assist



AIS 038  
Phase 2 Vehicle  
Safety Compliant



IP67 Protected  
Power Electronics



Front Disc & Rear  
Drum Brakes



Traction Cooling  
System

\*ADAS is an add-on, not a built-in feature.

## THE EVIATOR ECOSYSTEM



## SERVICE THAT GOES THE EXTRA MILE



Standard warranty\* -  
5 years / 1.75 lakh km

Extended warranty\* -  
7 years / 2.5 lakh km



End-to-end Finance  
Solutions - Retail  
Finance, Leasing,  
and Battery  
as a Service (Baas)



24x7 Uptime  
Centre



Proactive  
Vehicle Diagnostics



Road Side  
Assistance



Customised Annual  
Maintenance Charges  
[AMC] packages

**POWER  
DOCK**  
CHARGING SOLUTIONS BY  
**MONTRA  
ELECTRIC**



Hassle-free charger  
installations  
at your doorstep



CCS2 fast charging -  
compatible with any  
public charging hub



3.3 kW AC home  
charger - 20% to 100%  
in 10 hr. 40 min



7.4 kW AC charger -  
20% to 100% in  
5 hr. 15 min



30 kW DC Fast  
Charging -  
20% to 100%  
in 1 hr. 17 min

\*Applicable to battery and vehicle.



LET TECH DRIVE YOUR BUSINESS

# 1m

One . Montra Electric



**Fleet Management Solutions:** Streamline your entire fleet operations with real-time tracking and data-driven insights. Helps reduce total cost of ownership.



**Uptime Optimisation:** Maximise vehicle uptime with real-time alerts, battery status monitoring, and locating the nearest charging/power dock.



**AI-enabled Data Analytics and Prognostics:** Leverage predictive maintenance and proactive issue resolution with AI-powered data analysis.



**First-in-segment**  
**Over-The-Air Upgrades:** Stay ahead of the curve with seamless and automatic software updates delivered wirelessly.



**First-in-segment**  
**Cluster Twin Technology:** Real-time vehicle monitoring and predictive maintenance.



**AI-powered Chatbot:** Instant troubleshooting and support 24/7.

**BOLD SHADES  
FOR BOLD MOVES**

**MIDNIGHT  
BLACK**

**FROST  
WHITE**

**CHROME  
PINK**

**VERDANT  
GREEN**

**GRAPHITE  
GREY**

**SUNBURST  
YELLOW**



## TECHNICAL SPECIFICATIONS

VARIANTS BASIC INFO*	EVIATOR E-350L	EVIATOR E-350X
Motor Type	PMSM	
System Voltage	345 V	
GVW	3490 kg	
Payload	1707 kg (max.)	
Wheelbase (mm)	2677	
Cargo Body Dimension	3140x1740x415 (standard) 3140x1740x491 (optional)	
Container CFT	344 (max. recommended)	
<b>EXTERIOR</b>		
LED Headlamps	×	✓
Fog Lamps	×	✓
<b>INTERIOR</b>		
AC Cabin	×	✓
Premium Seats	×	✓
Infotainment System	×	✓
<b>EV POWER TRAIN DETAILS</b>		
Battery Energy Capacity (kWh)	43.2	
Battery Nominal Voltage	347.6 V	
Battery Pack Rating (Ah)	125	
Ingress Protection Rating for Battery pack	IP67 for battery & BMS	
Motor Nominal Power	40 kW @ 3473 rpm	
Motor Peak Torque	300 Nm @ 2500 rpm	
Motor Peak Power	80 kW @ 3473 rpm	
Motor Nominal Torque	110 Nm @ 3500 rpm	
Ingress Protection Rating for Motor & MCU	IP 67	
Transmission Ratio	13.64	

PERFORMANCE	
Certified Range (km) at prescribed payload	245
Real Range (km) at prescribed payload	170
Max. Speed	80 km/h
Acceleration 0-50 km/h	15 sec @ Rated GVW
Gradeability (%) Restart	25%
Gradeability (%) Running	35%
<b>CHARGING TIME</b>	
AC Charging Time (on 3.3 kwh charger)	10 hr. 40 min (20%-100%)
AC Charging Time (on 7.4 kwh charger)	5 hr. 15 min (20%-100%)
DC Charging Time (on 30 kw charger)	1 hr. 17 min (20% to 100%)
<b>OTHERS</b>	
Turning Circle Radius (m)	5.6
Laden Ground Clearance (mm)	197
Steering type & Steering Gear Box Ratio	Electric Power Assist, Ratio - 19.815:1
Tyre Specification - Front	7.00 R15 LT, 12PR (tube)
Tyre Specification - Rear	7.00 R15 LT, 12PR (tube)
Wheel Rim Size	15" Wheel Rim - 5.50J X15
Front Suspension	2-Stage Parabolic Leaf Spring
Rear Suspension	2-Stage Parabolic Leaf Spring
Brakes (Front )	C45+C45 Calliper with 232 dia. Disc
Brakes ( Rear)	282 dia. Drum

\*Features of the vehicle will vary as per the respective variant.  
Disclaimer: ADAS is an optional component, not an integrated feature

**EVIATOR**